THE INFORMATION CONTAINED IN THIS DRAWING IS THE SOLE PROPERTY OF Comant Industries, Inc. ANY REPRODUCTION IN PART OR WHOLE WITHOUT THE WRITTEN PERMISSION OF Comant Industries, Inc. IS PROHIBITED.

REVISIONS				
LTR	DESCRIPTION		DATE	APPROVED
A	PER EO 92-3	HN	7/22/92	DH 01/22/92
B	REF ECN 96-13	HN	03/01/96	SC 03/04/96
C	REF ECN 06-125	HN	11/7/06	AV 11/14/06
D	REF ECN 08-095	MN	12/10/08	DH 12/16/08
E	REF ECN 11-005	MN	01/20/11	01/20/11
F	REF ECN 23-020	MN	3/7/23	DH 03/07/23

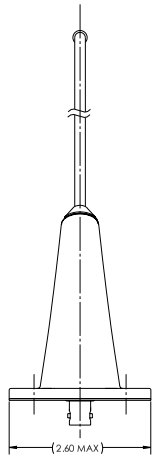

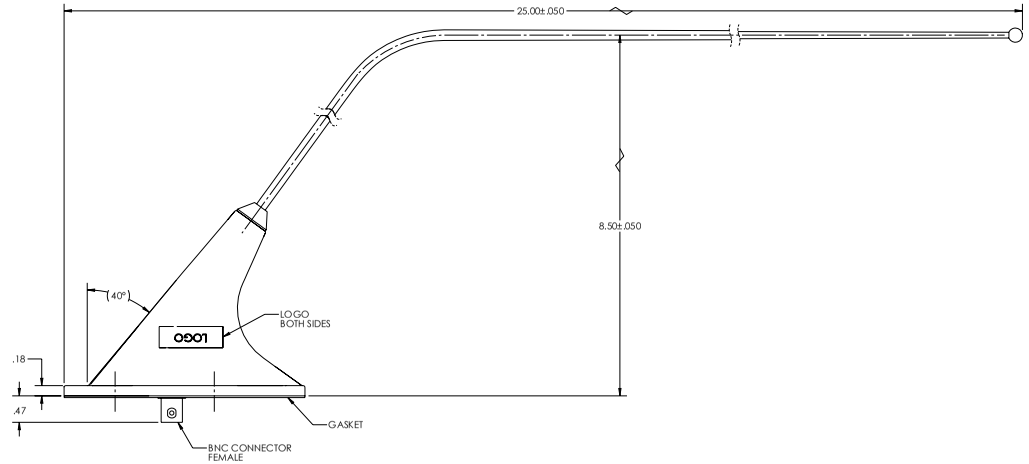

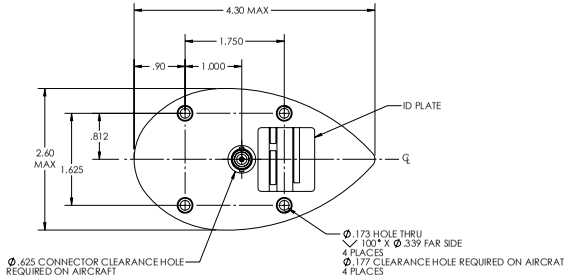

NOTES: UNLESS OTHERWISE SPECIFIED

1. RF CHARACTERISTICS:
   - 1.1 FREQUENCY _____ 88 TO 108 MHz
   - 1.2 VSWR _____ 3.0:1 MAX.
   - RETURN LOSS _____ -6.2 dB
   - 1.3 POLARIZATION _____ VERTICAL
   - 1.4 RADIATION PATTERN _____ OMNI DIRECTIONAL
   - 1.5 POWER RATING _____ 50 WATTS
   - 1.6 IMPEDANCE _____ 50 OHMS NOMINAL
2. MOUNTING SURFACE, CONNECTOR AND MOUNTING HOLES ARE FREE OF PAINT.
3. FINISH: GLOSSY WHITE POLYURETHANE PAINT, NON YELLOWING.
4. WEIGHT: 0.5 LB.
6. AIR SPEED RATING: 450 KNOTS TAS @ 20,000 FT.

INSTALLATION DRAWING

ASSY DWG. C22201

UNLESS OTHERWISE SPECIFIED	CONTRACT NO.		Comant Industries, inc.
DIMENSIONS ARE IN INCHES TOLERANCES ON DECIMALS .X ± .03 .XX ± .01 .XXX ± .005 FRACTIONS ± 1/32 ANGLES ± 1°	APPROVALS	DATE	ANTENNA - FM
MACHINE FINISH 125✓ PER ANSI- B46.1 REMOVE BURRS AND SHARP EDGES .015 MAX MEET DIMENSIONS BEFORE PLATING DIMENSIONS ARE PER ASME Y14.5M	DRAWN DAVEY	4/22/80	
	CHECK F. BOIRANDS	10/12/82	
	ENGR F. BOIRANDS	10/12/82	
MATERIAL :	MFG L. BROWN	10/12/82	DWG SIZE D · CODE IDENT 51351 · DWG. NO. CI 222-1 · REV. F
DO NOT SCALE DRAWING	QC N/A		SCALE: NONE · CAD FILE: -- · SHEET : 1 OF 1

Warning: Drawing for reference only and may be outdated, contact support for current revision.