THE INFORMATION CONTAINED IN THIS DRAWING IS THE SOLE PROPERTY OF Comant Industries, Inc. ANY REPRODUCTION IN PART OR WHOLE WITHOUT THE WRITTEN PERMISSION OF Comant Industries, Inc. IS PROHIBITED.

REVISIONS				
LTR	DESCRIPTION		DATE	APPROVED
K	REDRAW WITH SERIES INFORMATION INCORPORATED	HN	10/13/93	DH 10/15/93
L	REF ECN 95-17	HN	02/14/95	DH 4/14/95
M	REF ECN 97-17	HN	02/06/97	DH 2/07/97
N	REF ECN 00-121	HN	08/28/00	DH 8/28/00
P	REF ECN 02-181	DL	06/11/02	DH 6/12/02
R	REF ECN 03-182	HN	07/07/03	DH 7/10/03
T	REF ECN 03-292	HN	01/05/04	DH 1/07/04
U	REF ECN 16-025	MN	06/20/16	DH 6/21/16
V	REF ECN 17-056	MN	05/18/17	DH 5/18/17
W	REF ECN 19-066	RM	7/16/19	DH 7/16/19
Y	REF ECN 20-001	RM	1/2/20	DH 01/02/20

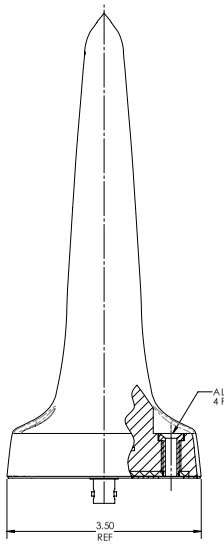

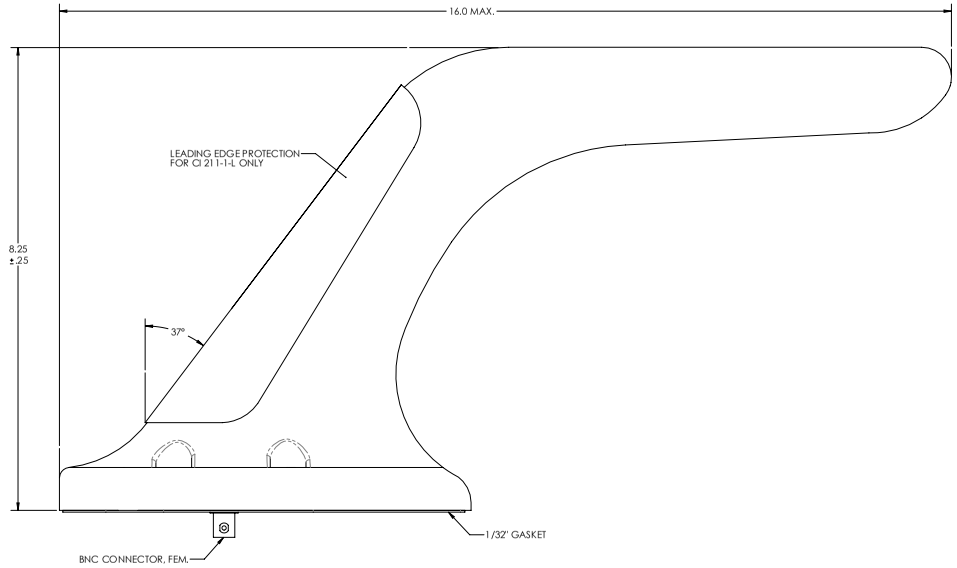

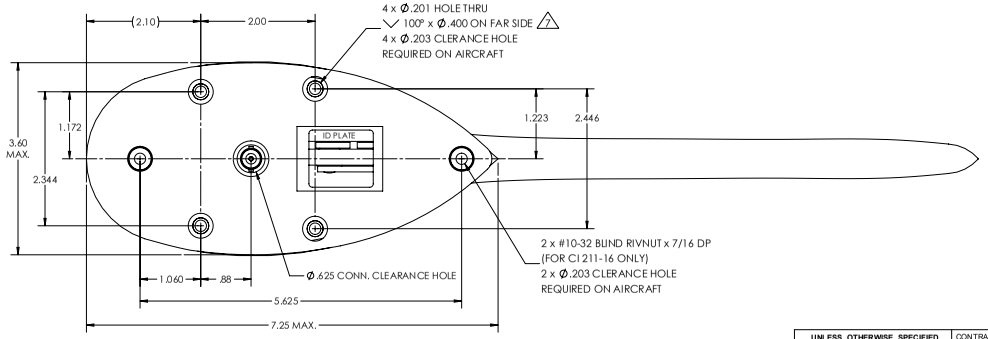

1. RF CHARACTERISTICS	ANTENNA MODEL CI 211	ANTENNA MODELS CI 211-1 CI 211-1-L CI 211-16
1.1 FREQUENCY	118-137 MHz	118-137 MHz & 137-154 MHz
1.2 VSWR	2.9:1 MAX. 8	2.9:1 MAX. 8
R/L	-6.25 dB MIN.	-6.25 dB MIN.
1.3 POLARIZATION	VERTICAL	VERTICAL
1.4 RADIATION PATTERN	OMNI-DIRECTIONAL	OMNI-DIRECTIONAL
1.5 IMPEDANCE	50 OHMS	50 OHMS
1.6 POWER RATING	30 WATTS C.W.	30 WATTS C.W.

2. FINISH: WHITE POLYURETHANE PAINT, NON YELLOWING SKYDROL RESISTANT.
3. MOUNTING SURFACE AND MOUNTING HOLES ARE FREE OF PAINT.
4. WEIGHT: 1.6 LBS. MAX.
5. TSO C37d, C38d, RTCA DO-160D ENV. CAT.: [F2X]ACB[R(C,C1)U(F,F1)]XWFDXSXXXXX[XX]X[XXXX]XAX
6. AIR SPEED RATING: 573 KNOTS OR 0.88 MACH AT 45,000 FT.
7. RECOMMENDED MOUNTING HARDWARE #10 OVAL HEAD MACHINE SCREWS.
8. WHEN TESTED ON 10' x 10' ALUMINUM GROUND PLANE.

UNLESS OTHERWISE SPECIFIED
DIMENSIONS ARE IN INCHES
TOLERANCES ON DECIMALS
.XX ± .03 .XXX ± .010
FRACTIONS ± 1/16 ANGLES ± 1°
MACHINE FINISH 125 PER ANSI- B46.1
REMOVE BURRS AND
SHARP EDGES .015 MAX
MEET DIMENSIONS BEFORE PLATING
DIMENSIONS ARE PER ASME Y14.5M
MATERIAL : –
DO NOT SCALE DRAWING

CONTRACT NO.

APPROVALS		DATE
DRAWN	H. NGUYEN	10/12/93
CHECK	D. HOLLOWAY	10/13/93
ENGR	S. CASLOW	10/13/93
APPD	R. ALEXANDER	10/13/93

Comant Industries, Inc.

ANTENNA-
VHF-COMMUNICATION

DWG SIZE	CODE IDENT	DWG. NO.	REV.
D	51351	CI 211 SERIES	Y

SCALE: 1:1 CAD FILE: -- SHEET : 1 OF 1

DWG NO CI 211 SERIES REV Y

THALES

Warning: Drawing for reference only and may be outdated, contact support for current revision.