REVISIONS				
LTR	DESCRIPTION		DATE	APPROVAL
Y	REDRAWN. REF ECN 03-157	HN	07/08/03	DH 07/09/03
AA	REF ECN 08-095	HN	12/09/08	DH 12/09/08

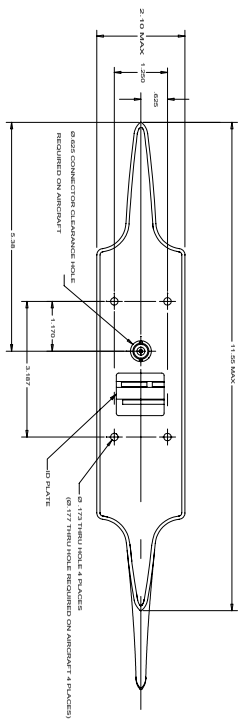

ANTENNA FOOTPRINT

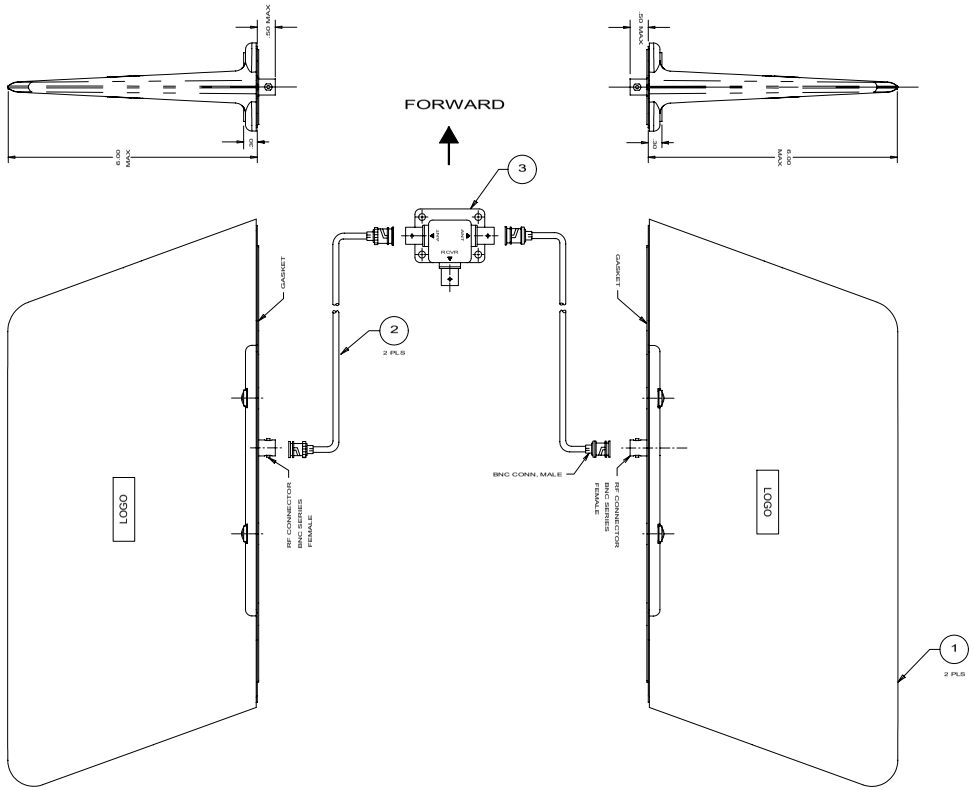

NOTES:

1. RF CHARACTERISTICS:

	VOR/LOC	AND	G/S
1.1 FREQUENCY:	108-118 MHz		329-335 MHz
1.2 VSWR:	6.0:1 MAX		5.0:1 MAX
RETURN LOSS:	- 2.92 dB		-3.52 dB

(WHEN TESTED IN THE COMPLETE ANTENNA SYSTEM).

1.3 IMPEDANCE: 50 OHMS NOMINAL

1.4 POLARIZATION: HORIZONTAL

2. AIRSPEED RATING: 600 KNOTS T.A.S @ 25,000 FT
3. TSO C34e, C36e, C40c RTCA DO-160D
   ENV. CAT. : [F2X]ACB[T(E1,P)]XRFDXSXXXXX[XX]X[XXXX]XCX.
4. SYSTEM WEIGHT: 2.70 LBS.
5. FINISH: WHITE POLYURETHANE PAINT, NON YELLOWING
6. APPLY ON THE SYSTEM.

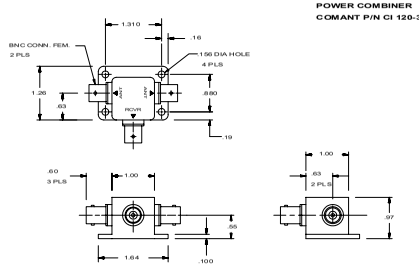

QTY	ITEM NO.	PART NO.	DESCRIPTION	MATERIAL / SPECIFICATIONS
1	6	B120178-1	ANTENNA SYSTEM LABEL	6
1	5	B12011	MOUNTING KIT	INCLUDED
1	4	A12053	INSTALLATION INSTRUCTIONS	INCLUDED
1	3	CI 120-3	POWER COMBINER	
2	2	CI 120-2	CABLE ASSY	
2	1	CI 120-1	ANTENNA-BLADE	

LIST OF MATERIALS

NEXT ASSY	USED ON	DASH NO.
APPLICATION		

UNLESS OTHERWISE SPECIFIED
DIMENSIONS ARE IN INCHES
TOLERANCES ON
DEC. XX ± .03 XXX ± 0.10
FRACTIONS ± 1/16 ANGLES ± 1°
MACH.FINISH 125 PER ASME B46.1
REMOVE BURRS AND
SHARP EDGES .015 MAX.
MBET DIM. BEFORE PLATING
DIMENSIONS ARE PER ASME Y14.5M
MATERIAL
DO NOT SCALE DRAWING

CONTRACT NO.

DATE JULY 08-03

DFTSM	H.Nguyen	07/08/03
CHECK	J. Gomez	07/08/03
ENGR	D.J.Holloway	07/08/03
QC	P.Bosneanu	07/08/03
APPD	D.J.Holloway	07/08/03

Comant Industries, Inc.

TITLE **ANTENNA SYSTEM-VOR/LOC/GS**

D | CODE IDENT **51351** | DWG. NO. **CI 120G/S**

SCALE: NONE | WT: | SHT 1 OF 1

CI 120G/S | AA

THALES

Warning: Drawing for reference only and may be outdated, contact support for current revision.