REVISIONS				
LTR	DESCRIPTION		DATE	APPROVAL
Y	REDRAWN. REF ECN 03-157	HN	07/08/03	DH 07/09/03
AA	REF ECN 08-095	HN	12/11/08	DH 12/11/08

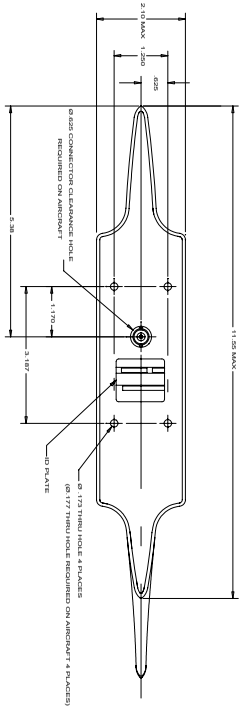

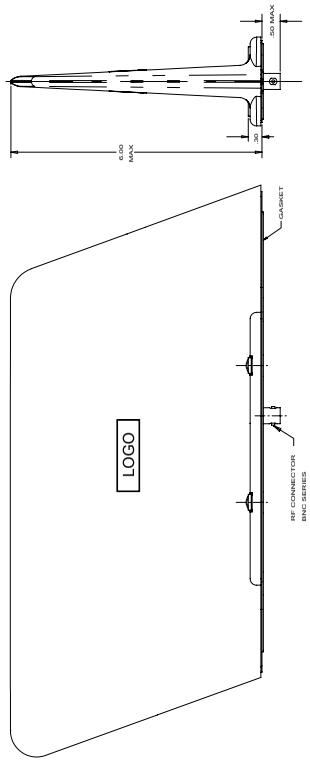

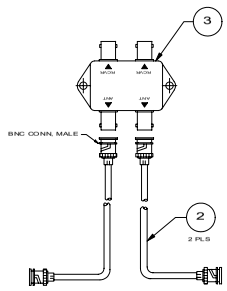

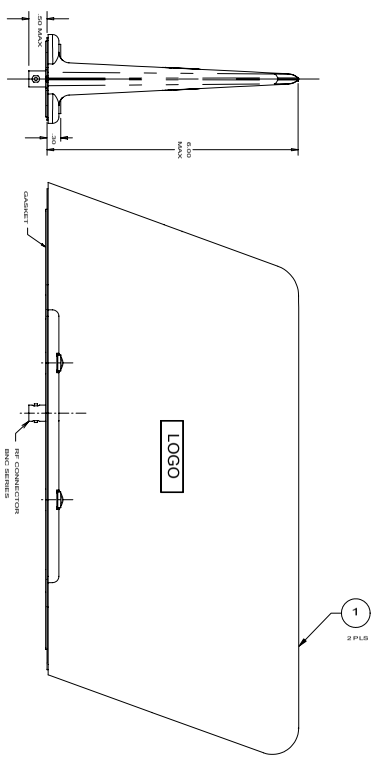

NOTES:

1. RF CHARACTERISTICS:

	VOR/LOC	AND	G/S
1.1 FREQUENCY:	108-118 MHz		329-335 MHz
1.2 VSWR:	6.0:1 MAX		5.0:1 MAX
RETURN LOSS:	- 2.92 dB		-3.52 dB

(WHEN TESTED IN THE COMPLETE ANTENNA SYSTEM).

1.3 IMPEDANCE: 50 OHMS NOMINAL

1.4 POLARIZATION: HORIZONTAL

2. AIRSPEED RATING: 600 KNOTS T.A.S @ 25,000 FT
3. TSO C34e, C36e, C40c RTCA DO-160D
   ENV. CAT. : [F2X]ACB[T(E1,P)]XRFDXSXXXX[XX]X[XXXX]XCX.
4. SYSTEM WEIGHT: 2.80 LBS.
5. FINISH: WHITE POLYURETHANE PAINT, NON YELLOWING
6. OPTIONAL PART NO. FOR CI 120-4 PROVIDED AT CUSTOMER REQUEST; WHEN THEY WANT TO USE TNC CONNECTOR CABLES.
7. APPLY ON THE SYSTEM

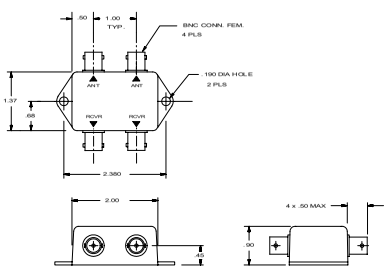

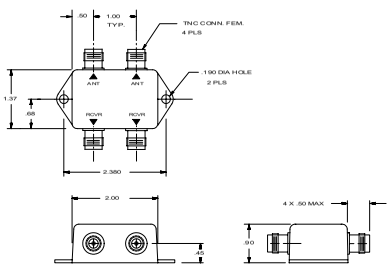

QTY	ITEM NO.	PART NO.	DESCRIPTION	MATERIAL / SPECIFICATIONS
1	7	B120179-1	ANTENNA SYSTEM LABEL	7
1	6	CI 120-7	POWER COMBINER	6
1	5	B12011	MOUNTING KIT	INCLUDED
1	4	A12055	INSTALLATION INSTRUCTIONS	INCLUDED
1	3	CI 120-4	POWER COMBINER	
2	2	CI 120-2	CABLE ASSY	
2	1	CI 120-1	ANTENNA-BLADE	

LIST OF MATERIALS

NEXT ASSY	USED ON	DASH NO.
APPLICATION		

UNLESS OTHERWISE SPECIFIED
DIMENSIONS ARE IN INCHES
TOLERANCES ON
DEC. XX ± .03 XXX ± .010
FRACTIONS ± 1/16 ANGLES ± 1°
MACH.FINISH 125√ PER ASME B46.1
REMOVE BURRS AND SHARP EDGES .015 MAX.
MEET DIM. BEFORE PLATING
DIMENSIONS ARE PER ASME Y14.5M

MATERIAL

DO NOT SCALE DRAWING

CONTRACT NO.

DATE JULY 08-03

DFTSM	H.Nguyen	07/08/03
CHECK		
ENGR		
QC		
APP'D		

Comant Industries, Inc.

TITLE **ANTENNA SYSTEM- VOR/LOC/GS**

D | CODE IDENT 51351 | DWG. NO. CI 120-200G/S

SCALE: NONE | WT: | SHT 1 OF 1

CI 120-200G/S | AA

THALES

Warning: Drawing for reference only and may be outdated, contact support for current revision.