THE INFORMATION CONTAINED IN THIS DRAWING IS THE SOLE PROPERTY OF Comant Industries, Inc. ANY REPRODUCTION IN PART OR WHOLE WITHOUT THE WRITTEN PERMISSION OF Comant Industries, Inc. IS PROHIBITED.

REVISIONS				
LTR	DESCRIPTION		DATE	APPROVED
A	RELEASED DRAWING	MN	9/17/13	DH 09/17/13
B	REF ECN 14-034	MN	2/05/14	DH 2/05/14
C	REF ECN 18-047	MN	7/13/18	DH 7/13/18
D	REF ECN 19-079	RM	9/10/19	DH 9/10/19
E	REF ECN 21-107	RM	5/5/22	DH 05/05/22

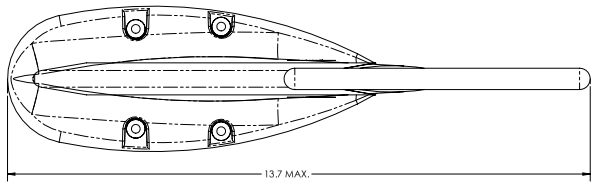

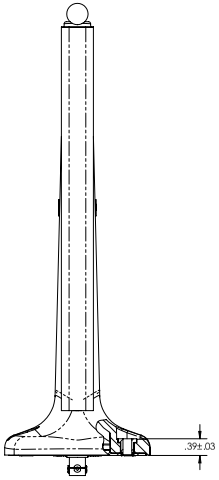

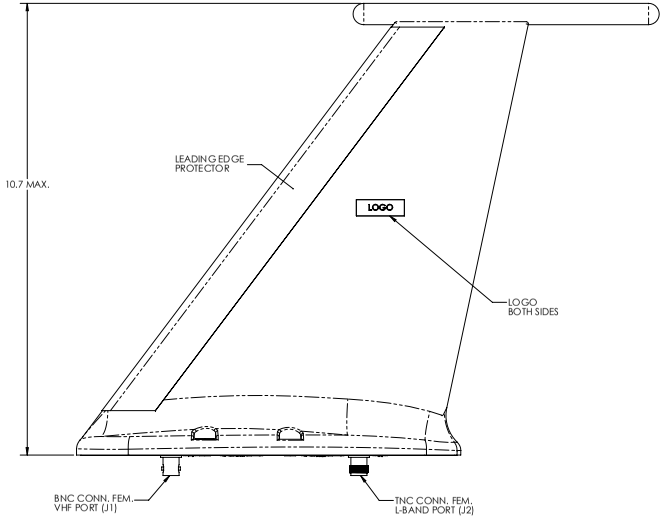

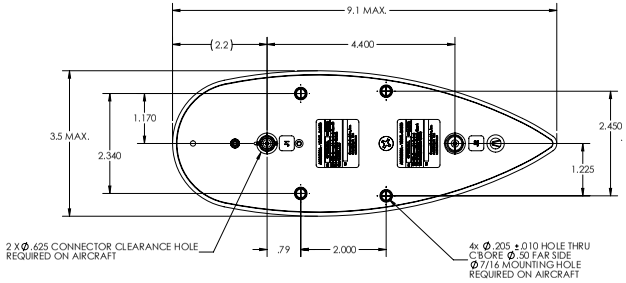

ASSY DWG. D108501

NOTES: UNLESS OTHERWISE SPECIFIED

1. RF CHARACTERISTICS

FREQUENCY	116 MHz TO 156 MHz	960 MHz TO 1220 MHz	1030 MHz TO 1090 MHz	978 MHz
VSWR	3.0:1 MAX @	2.0:1 MAX	1.5:1 MAX	1.7:1 MAX
RETURN LOSS	-6.02 dB MAX.	-9.54dB MAX.	-13.98 dB MAX.	-11.73 dB
ISOLATION	30 dB			
POLARIZATION	VERTICAL			
RADIATION PATTERN	ESSENTIALLY OMNI -DIRECTIONAL			
IMPEDANCE	50 OHMS			
RF POWER	VHF: 40 WATTS, L-BAND: 1 KW PEAK			

2. CONNECTORS:
   J1: BNC (F) 116-156 MHz
   J2: TNC (F) 960-1220 MHz, 1030-1090 MHz, 978 MHz
3. WEIGHT: 2.25 LBS. MAX.
4. FINISH: POLYURETHANE WHITE PAINT.
5. MOUNTING SURFACE, CONNECTOR AND MOUNTING HOLES ARE FREE OF PAINT.
6. TSO-C66c (INCOMPLETE SYSTEM), 960-1215 MHz
   TSO-C74d (INCOMPLETE SYSTEM), CLASS A, 1030-1090 MHz
   TSO-C112e (INCOMPLETE SYSTEM), 1030-1090 MHz
   TSO-C154c (INCOMPLETE SYSTEM), CLASS A3, 978 MHz
   TSO-C169a (INCOMPLETE SYSTEM), CLASS C, D, E, 3, 4, 5, 6, 118-137 MHz
   RTCA/DO-160G ENV. CAT.: [F2X]ACE[R(C,C1)H(R)]XSFSXSXXXX[XXX][XX]X[XXXXXX][XX]AXX
7. A108529 INSTALLATION INSTRUCTIONS SUPPLIED WITH ANTENNA.

INSTALLATION DRAWING

--	ITEM NO	PART NUMBER	DESCRIPTION	MATERIAL / SPECIFICATIONS
QTY REQD		PARTS LIST		

UNLESS OTHERWISE SPECIFIED
DIMENSIONS ARE IN INCHES
TOLERANCES ON DECIMALS
.X ± .03 .XX ± .01 .XXX ± .005
FRACTIONS ± 1/32 ANGLES ± 1°
MACHINE FINISH 125✓ PER ANSI-B46.1
REMOVE BURRS AND SHARP EDGES .015 MAX
MEET DIMENSIONS BEFORE PLATING
DIMENSIONS ARE PER ASME Y14.5M
MATERIAL : --
DO NOT SCALE DRAWING

CONTRACT NO.

APPROVALS		DATE
DRAWN	M. NGUYEN	9/17/13
CHECK	D. HOLLOWAY	9/17/13
ENGR	D. HOLLOWAY	9/17/13
MFG	J. JONES	9/17/13
QC	S. ADAMS	9/17/13

Comant Industries, Inc.

ANTENNA-VHF/L-BAND

DWG SIZE	CODE IDENT	DWG. NO.	REV.
D	51351	CI 1085-20-L	E

SCALE: 1:1 CAD FILE: -- SHEET: 1 OF 1

DWG NO CI 1085-20-L REV E

THALES

Warning: Drawing for reference only and may be outdated, contact support for current revision.