CONFIDENTIAL INFORMATION CONTAINED IN THIS DRAWING IS THE SOLE PROPERTY OF Comant Industries, Inc. ANY REPRODUCTION IN PART OR WHOLE WITHOUT THE WRITTEN PERMISSION OF Comant Industries, Inc. IS PROHIBITED.

REVISIONS

| LTR | DESCRIPTION | | DATE | APPROVED |
|---|---|---|---|---|
| E | REF ECN 05-258 | HN | 12/15/05 | JF 12/15/05 |
| F | REF ECN 08-095 | HN | 11/11/08 | DH 11/11/08 |
| G | REF ECN 18-055 | MN | 03/13/19 | DH 03/18/19 |
| H | REF ECN 19-105 | RM | 11/13/19 | DH 11/13/19 |

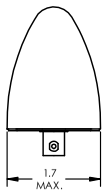


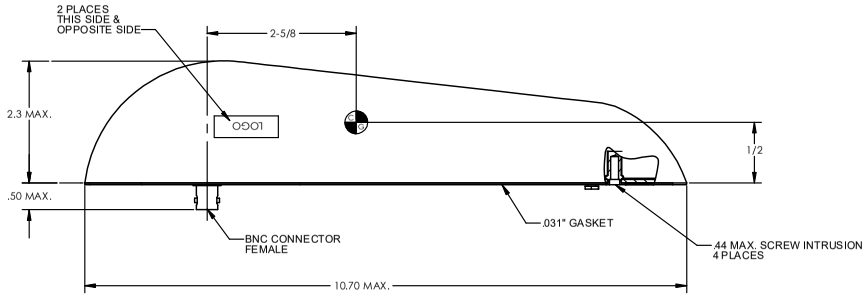


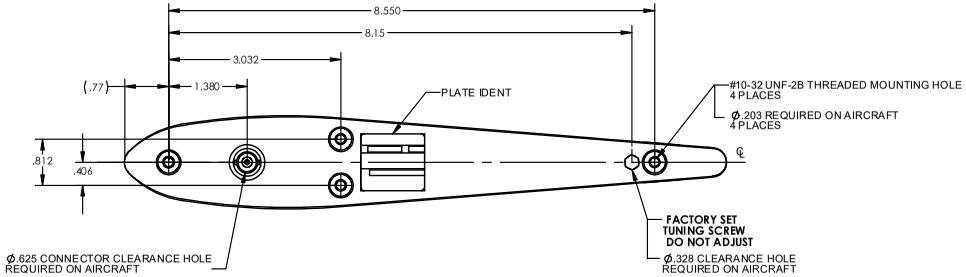


NOTES: UNLESS OTHERWISE SPECIFIED

1. RF CHARACTERISTICS
   - FREQUENCY _____ 75 MHz
   - VSWR _____ 1.5: 1 MAX.
   - R/L _____ -13.98 dB
   - RADIATION PATTERN _____ E-FIELD PARALELLEL WITH FLIGHT DIRECTION
   - IMPEDANCE _____ 50 OHMS
   - POWER _____ RECEIVES ONLY
2. DELETED
3. TSO C35d, CL. A, DO-138 AND DO-143, ENV. CAT.: AASXXXXXXXXX
4. AIRSPEED RATING: 400 KNOTS TAS @ 25,000 FT
5. A10215 INSTALLATION INSTRUCTIONS SUPPLIED WITH ANTENNA.

INSTALLATION DRAWING

ASSY DWG. NO. D10201

| -- | ITEM NO. | PART NUMBER | DESCRIPTION | MATERIAL / SPECIFICATIONS |
|---|---|---|---|---|
| QTY REQD | | PARTS LIST | | |

UNLESS OTHERWISE SPECIFIED
DIMENSIONS ARE IN INCHES
TOLERANCES ON DECIMALS
X ± .03 .XX ± .01 .XXX ± .005
FRACTIONS ± 1/32 ANGLES ± 1°
MACHINE FINISH 125✓ PER ANSI-B46.1
REMOVE BURRS AND
SHARP EDGES .015 MAX
MEET DIMENSIONS BEFORE PLATING
DIMENSIONS ARE PER ASME Y14.5M
MATERIAL : --

DO NOT SCALE DRAWING

CONTRACT NO.

| APPROVALS | | DATE |
|---|---|---|
| DRAWN | A. TAM | 12/04/85 |
| CHECK | R.E.S. | 12/04/85 |
| ENGR | R. QUAN | 12/04/85 |
| APPD | R. SICCAMA | 12/04/85 |

Comant Industries, inc.

ANTENNA-
MARKER BEACON

| DWG SIZE | CODE IDENT | DWG. NO. | REV. |
|---|---|---|---|
| D | 51351 | CI 102 | H |

SCALE: 1/1 WEIGHT: 0.6 LBS. SHEET : 1 OF 1



Warning: Drawing for reference only and may be outdated, contact support for current revision.